

£1.00



**Narrow Gauge Kits  
& Stuart Coaches  
32/45mm**

*15th May 2017*

Station Studio, 6 Summerleys Road, Princes Risborough, Bucks, HP27 9DT

Tel: 01844 345158 Fax: 01844 274352

Email: [sales@grsuk.com](mailto:sales@grsuk.com) Web: [www.grsuk.com](http://www.grsuk.com)


# Narrow Gauge Electric Locomotive Kits

## Prototype Locomotive kits

Manufactured by GRS for both 45mm and 32mm gauges

### Tasmanian K class Beyer-Garratt 0-4-0+0-4-0

The first two Beyer-Garratt's to be designed and built in Manchester in 1909 for the North-East Dundas Tramway line in Tasmania. They were unique amongst Garratts in being of the Compound type, a system not recommended by their designer, and having cylinders mounted at the inboard end of the power bogies.



At the end of its service life, in 1947, K1 was repatriated to Gorton works where it was preserved until Beyer-Peacock closed the works in 1965. Now owned by the Ffestiniog railway and returned to service after an extensive restoration in 2004, K1 can now be seen at work on the Welsh Highland line.

The kit is designed to be easy to build and comprises largely of a cast resin superstructure complemented by brass etches, sitting on top of two powered chassis of steel frames and brass stretchers which screw together with the addition of steel and Nickel-Silver valve gear. Length 512mm, Width 110mm, Height 175mm

**CMR250** K1 Beyer-Garratt loco kit 45mm Gauge

**CMR251** K1 Beyer-Garratt loco kit 32mm Gauge

### Campbeltown & Machrianish 0-6-2T Locomotive



Andrew Barclay produced two of these locos in 1906/07 for the tourist passenger traffic on the remote Kintyre Peninsula railway. Our easy build kit consist of a four-piece resin body with brass, nickel silver and whitemetal detailing parts. The chassis is manufactured using laser cut steel and nickel silver and cast resin cylinders. Slaters wheels with

extended axles and brass 1:33 gear box with a Buhler motor complete the chassis.

**CMR252** C&M 0-6-2T Loco Kit 45mm Gauge

**CMR253** C&M 0-6-2T Loco Kit 32mm Gauge

### **Lynton & Barnstable 2-6-2 Tank Loco Kit**

These L&B locos were built by Manning Wardle for the line opening in 1898 and named after West Country rivers Yeo, Exe and Taw. Modified over the years our model depicts the loco in its final form. It has a steel and brass chassis



that bolts together for ease of assembly. Cast resin and Brass body with whitemetal detailing and full cab detail. Resin cylinders with cast brass inserts, slide bars and crossheads. Laser cut steel valve gear. Slaters wheels and Buhler motor and 33:1 brass gearbox.

**CMD260** L&B 2-6-2T Loco Kit 45mm Gauge

**CMD261** L&B 2-6-2T Loco Kit 32mm Gauge

### **Freelance Steam Outline Locomotive Body Kits**


All these bodies are constructed in plastic with whitemetal detailing parts such as smokebox door, tank filler, lamp and springs and include a full set of castings for cab detailing. They are designed to accept the GRS G125 or G126 chassis (see Narrow Gauge Electric Spares & Accessories).

#### **Peckett Type 0-6-0 Loco Body Kit**

Length 260mm, Width 102mm, Height 147mm.

**DG281** Peckett Type 0-6-0 Loco Body Kit

#### **N.E. Type 0-6-0 Loco Body Kit**



Shown mounted on the G126 chassis.

Length 260mm, Width 102mm, Height 164mm.

**DG280** N.E. Type 0-6-0 Loco Body Kit





## Freelance 0-6-0 Tender Locomotive

This 0-6-0 model represents a common tender locomotive often found in many Colonial situations. It is designed to accept the G125/G126 brass chassis with or without outside cylinders. Length 478mm, Width 105mm, Height 157mm.

### **DG282** *Freelance 0-6-0 Tender Loco Body*



### *Kit*

## Freelance Steam Tram Loco Kit

Based on the Wisbech & Upwell prototype, this model has a two-piece resin body and can be powered by a range of chassis for 45mm or 32mm gauges. The kit includes

brass etch window frames and lamp irons, whitemetal castings for interior and roof detail, and LGB couplings. For 45mm gauge the kit is normally supplied with a USA Trains NW2 chassis. Length 330mm, Width 114mm, Height 151mm.


**CMD250** *Freelance Steam Tram Loco (c/w chassis)*, **CMD251** *Freelance Steam Train Loco (body only)*, **DM253** *Cowcatcher (pair)*, **CMD252** *Bufferbeam (pair)*, **PDG2220** *Sprung Buffer*

## Industrial Diesel Locomotive Body Kits

Whilst all these diesel kits are designed for 45mm gauge, they can be used on 32mm gauge, but modifications may be required depending on the chassis chosen.

### Freelance 0-4-0 Diesel Body Kit

A freelance locomotive of Hunslet/Fowler design. Highly detailed with pre-cut plastic body parts whitemetal detailing and full cab interior. Careful designing has made this locomotive




kit suitable for use with a range of chassis including, MDC, USA Trains, and LGB. Length 235mm, Width 103mm.


### **DG284** *0-4-0 Diesel body Kit*

## Hudswell Clark 0-4-0 Diesel Body Kit

Highly detailed with pre-cut plastic body parts, whitemetal detailing and full cab interior. Suitable



for use with USA Trains 2 axle chassis but others are available. Length 212mm, Width 110mm.



**DG291** *Hudswell Clark 0-4-0 Diesel Body Kit*

## **Narrow Gauge Electric Chassis & Accessories**

### **0-6-0 45mm Gauge Chassis Kit**

Fits DG280, DG281 and other freelance locomotive bodies. Forms an inside steel frame laser cut chassis, with coupling and connecting rods, brass spacers, and Buhler motor/gearbox. This improved version come with nickel silver crossheads, slide bars and motion brackets. Cylinders and brake blocks are cast in resin to eliminate shorting problems. Sandboxes are cast in whitmetal. Includes Slater's 37.5mm diameter wheels with stainless steel tyres and squared axles. Complete with full instructions. Length 262mm, Width 98mm.

**G125** *0-6-0 Outside Cylinder Chassis Kit*, **G126** *0-6-0 Inside Cylinder Chassis Kit*  
*( 32mm Versions of G125/6 can be made to special order upon request)*

### **L&B 2-6-2 Outside Frame Chassis Kit**

Forms an outside steel framed chassis, with brass spacers, resin cylinders, and brass and nickel silver valve gear. Includes Slater's stainless steel 44mm diameter driving wheels with



extending axles and cranks, a pre-assembled brass gearbox with Buhler motor, two pony trucks with steel wheels, and a pair of authentic brass L&B

cowcatchers. 45mm gauge version also includes a pickup set. Overall Length 360mm, Overall Width 104mm.

**G127** *L&B 2-6-2 O/F Chassis Kit 45mm Gauge*


**G128** *L&B 2-6-2 O/F Chassis Kit 32mm Gauge*



## C&M 0-6-2 Outside Frame Chassis Kit

Forms an outside steel framed chassis, with

## Freelance Industrial type 0-4-0 Body Kits



Made up of Cast resin Sections, pre-cut plastic, and whitemetal detailing parts, these three kits are easy to build and customise to

your own requirements. They have been designed to fit the GRS G120 and G121 ready to run Chassis which can easily be adapted for battery radio control if required.

**CMD235** Cabbed Hunslet Body Kit, **CMD236** Peckett Body Kit

**CMD237** Quarry


*Hunslet Body Kit*

## Ready to run 0-4-0 Chassis

Outside Steel Frames and insulated wheels, 6-18 Volt motor and Nylon bevel gears, an optional pick up kit (**G122**) is available for those using Track power. Steam and diesel versions are available in 32mm and 45mm gauges.

**G120/G121** 45/32mm Steam Chassis

**G114/G115** 45/32mm Diesel Chassis.



## Box Cab Diesel Body Kits

Highly detailed kits with pre-cut plastic parts, whitemetal parts for details and full cab interior. Suitable for use with USA Trains NW2 chassis blocks for 45mm gauge but can equally be easily adapted to other chassis and 32mm gauge if





## Electric Motor & Gearbox units

The PDG100 consists of a Buhler 7 pole motor with flywheel and brass double reduction 1:33 gearbox with bronze gears, and a steel worm. Length 92mm, Width 30mm, Height 55mm.

**PDG101** *Electric Motor & Gearbox, for 1/4" axle, 1:33 ratio*

**PDG100** *Electric Motor & Gearbox, for 6mm axle 1:33 ratio (Special Order only)*

The PDG104 consists of a Buhler 7 pole motor with flywheel and brass single reduction 1:33 gearbox with a bronze gear, and a steel worm. Length 95mm, Width 28mm, Height 40mm.

**PDG104** *Electric Motor & Gearbox, for 1/4" axle, Single Reduction, 1:33 ratio*

## Battery Controller

Now with an improved spec, this compact controller is designed for mounting inside the locomotive and suitable for use with our brass chassis. Features speed control and direction switch.

**CG102** *Battery Controller*

## Locomotive Detailed Paint & Lining Service

GRS offer a Painting and lining service for your Live Steam or Electric Locomotives. The lining can be single, double or triple and is carried out using a bow pen and enamel paints. The finished product is painted to a very fine standard and adds an impressive look to your locomotive. Full details and quotations are available upon application.

## Narrow Gauge Prototype Coaching Stock

### Leek & Manifold Coaching Stock Kits

#### Balcony Bogie Coach Kit

These models of L&M coaches with their sloping roofs fully capture the essence of this unusual railway. Manufactured in moulded resin with full rivet detail on the solebars, and open ended balconies cast in whitemetal. The plastic roof detaches to allow lighting and passengers to be inserted. Interior seats available separately. Whitemetal archbar bogies with plastic wheels are included.

Couplings not included. 15mm/1ft scale.  
Length 590mm, Width 110mm, Height 144mm.

**CMD350** *Coach Kit*



### ***CMD351 Brake Coach Kit***



### **Wisbech & Upwell Tramway Coach Kit**

The prototype of this model was standard gauge, so strictly speaking it is not correct for narrow gauge, however in many peoples eyes, it is not out of place on narrow gauge G scale layouts, and was therefore introduced due to popular demand. The coach



body is moulded in resin and assembles very simply. Bogies are whitemetal castings supplied with 28mm steel disc wheels, but no couplings. Length 460mm, Width 110mm, Height 150mm.

### ***CMA323 W&U Coach Kit 45mm Gauge***

### ***CMA324 W&U Coach Kit 32mm Gauge***

### ***AM325 W&U Bogie, Whitemetal (wheels extra)***

### **Vale of Rheidol Coach Kits**

#### **VOR Third Class Coach**

Introduced in 1902 twelve of these matchboard sided coaches were built by Midland Carriage and Wagon Company. In 1905 two of the coaches were



converted into composites. Cambrian Railways took them over in 1913, and the GWR followed in 1923, so coach numbers changed at both dates with subsequent livery changes as well. The kit is a one piece resin moulding with full exterior detail and preformed plastic roof. Running boards are wood with etched brass brackets. The bogies are whitemetal castings with 24mm steel insulated wheels. Couplings and seats are left to the builders choice because of the wide variations over the years. The kit is available with 45mm or 32mm wheelsets. Scale 16mm/1ft. Length 510mm, Width 180mm, Height 145mm.



## VOR Passenger Brake Van

The four wheel brake vans were a common sight on the VOR, as none of the coaches were originally constructed with brake compartments. Like the coach, the van body is cast as a one piece resin moulding with matchboard side and guards duckets incorporated. The solebar and buffer beam are also integral. The whitemetal axle boxes and brake gear together with the running boards have to be fixed in place. The plastic preformed roof is made detachable for lighting etc. The kit is available with 45mm or 32mm wheelsets and includes full instructions. Scale 16mm/1ft. Length 225mm, Width 120mm, Height 145mm.



**CMA325** *VOR Coach Kit*

**CMA326** *VOR Passenger Brake Van*

## Ffestiniog Bogie Coach Kit

This model, which is based loosely on the prototype, is built from our freelance coach modules in the usual manner. The roof is a preformed plastic arc, and end brake platforms and handrails are included.



Whitemetal bogies and steel wheels complete the running gear. The interior consists of partitions and vacuum formed seats, which are included but no couplings. Length 550mm, Width (over steps) 100mm, Height 140mm.

**SG1052** *Ffestiniog Bogie Coach Kit*

## Welsh Highland Railway Coach Kit

The prototype for this coach has been built by the Festiniog railway at Boston Lodge works. The model has a fully panelled resin moulded body with detachable preformed plastic roof. Seats



are supplied to give a fully fitted interior. Archbar whitemetal bogies with insulated steel wheels are included. Scale 16mm/1ft. Length 660mm.

**CMA327** *Welsh Highland Coach 45mm*

**CMA328** *Welsh Highland Coach 32mm*

## Lynton & Barnstaple Coach Kits

Built to 16mm Scale this is the first time that British outline G scale plastic injection moulded coach kits have been available. The bodies of these kits comprise plastic side panels and ends with all beading and droplights present.



As the coaches are modular in construction, coach lengths can be reduced, variations can be made and freelance short coaches can even be produced. Gas lamp tops, ventilators, vacuum pipes, steps and bogies are all injection moulded and vacuum forming is used for roof and seating sections. Steel insulated wheels are included in the price of the kit, in either 45mm or 32mm gauge. As the side panels and ends are buff coloured, interior painting is not essential. Plastic running boards and wire for handrails are included. It is suggested that where LGB 2ft radius track is in use, the length of the coach is reduced by one compartment to six.

7 Compartment      Length 572mm, Width 107mm, Height 152mm

6 Compartment      Length 490mm, Width 107mm, Height 152mm

## L & B Coach Kits

**SG1001** *Coach Third Class*

**SG1004** *Brake/Third Class*

**SG1014** *Observation Coach with open central compartment*

## End and Side Modules

## Welshpool & Llanfair Light Railway Coaches

Modelled in 16mm. 1ft scale these coaches are the ideal companions for the Earl or Countess Locomotives from Pearse or Accucraft. The coaches were supplied to W&L in 1902 by



Pickering & Co. of Wisham, Glasgow. Two types were produced, a brake composite and a full third. Overall dimensions are the same for each coach. Length 535mm, Height 160mm.

The coaches are manufactured using injection moulding technologies to give the full detail of the body panelling. By use of a modular system of building, six side modules (three per side), two end modules and a floor, a rigid box structure is formed. Ideally this should be painted before adding the glazing. The domed roof is vacuum formed in styrene and has

roof strengtheners, which also provide an easy means of fixing. End balconies are cast in whitemetal. The coach has compartment dividers and sets. Ventilators, steps and underframe details are also supplied. Bogies with 45mm gauge plastic wheels are supplied as standard. 32mm gauge converter wheels can be supplied at extra cost.

### **Coach Kits (Transfers not included)**

***SG1041 Full Third Coach Kit***

***SG1043 Brake Composite Coach Kit***

***NB203 Cambrian Waterslide Transfers (1909-23)***

***NB204 GWR Waterslide Transfers (1923-31)***

### **Lynton & Barnstaple Freight Rolling Stock Kits**

Built to 16mm scale, rolling stock manufactured mainly in plastic, some whitemetal parts in certain kits



### **L&B Bogie Open Wagon with Tarpaulin Rail**

The horizontal planning of the prototype has been faithfully captured on the model by means of scribed plastic sheet for the ends and sides, which form a rigid box structure. The floor and solebar section are vacuum formed plastic. External details are added in the form of injection moulded parts with wire for the tarpaulin rail. The Kit version is supplied as a body kit without bogies or wheels. These are available separately for either 45mm or 32mm gauges (see General Parts section). Plastic bogies are also available from MDC or LGB (see relevant lists). Transfers are available separately. Length 440mm, Width 100mm.

***SG1209 Body Kit***

***DG170 Whitemetal Bogie Castings 45mm or 32mm gauge (wheels extra)***

***NB322 Waterslide transfers Freight Stock white lettering***

### **Lynton & Barnstaple Bogie Van Kit**

These GRS British Outline can kits are manufactured to 16mm scale in heavy duty plastic



with full plank and rivet detail. Using a mixture of injection moulding and vacuum forming techniques. The floor solebar unit is fixed to two injection moulded ends and scribed plastic sides. A false roof then completes the rigid box structure. This is then detailed using injection moulded wood-style strapping to give the characteristics Lynton & Barnstaple bogie van finish. Box "X" braced and steel braced versions of the van are available. The kit also includes a preformed roof with strengtheners, truss rodding and brake gear. Bogies and couplings are not included but are available separately for 45mm and 32mm gauges. Length 435mm, Width 100mm, Height 145mm

***SG1201 Steel Braced Bogie Van Kit***

***SG1200 X Braced Van Kit***

*For bogies see L&B Bogie Open Wagon*

### **Lynton & Barnstaple Bogie Brake Van Kit**

These Brake Van Kits are of similar construction to those above, but are not the internally braced type with vertical planking. This is achieved with injection moulded parts and scribed plastic sheet. Parts for the guards compartment vary according to which type is chosen. Bogies and couplings are not included but are available separately for 45mm or 32mm gauges. Transfers are not included. Length 435mm, Width 100mm, Height 160mm

***SG1205 Closed Type Kit***

***SG1206 Open Type Kit***

***NB322 Waterslide transfers – Freight Stock***

*For bogies see L&B Bogie Open Wagon*

### **Leek & Manifold Freight Rolling Stock Kits**

15mm/1ft scale. The entire L&M Railway freight rolling stock range is available from GRS.

#### **Bogie Milk Van Kit**

An unusual vehicle with definite Indian ancestry thanks to the Calthrop design for the Barsi Railway. The vehicle has full strapping detail and includes the Fox pattern compensated whitemetal bogies with full rivet




detail and steel insulated wheels. The body is a one piece resin casting with full strapping and rivet detail, Separate whitemetal castings for V hangers, vents, vacuum pipes and brake wheel are included. Couplings not included. Available for 45mm or 32mm gauges. Length 380mm, Width 98mm, Height 140mm.

***CMD354 Bogie Milk Van Kit***

## Bogie Flat Truck Kit

An unusual design for a British narrow gauge railway, this model follows faithfully the L&M prototype with its one



piece resin body and full rivet detail on the solebars. Fox pattern compensated bogies with metal wheels fitted as standard. Couplings not included. Available for 45mm or 32mm gauges. Length 380mm, Width 102mm, Height 95mm.

**CMD353** *Bogie Flat Truck Kit*

## Transporter Wagon Kit

No other British narrow gauge railway was equipped with these Calthrop designed vehicles designed to carry standard gauge wagons. The kit has a cast resin one-piece body with full rivet detail, whitemetal handwheels, vacuum pipes and wheel bearings. Steel insulated wheels are included but couplings are left to owner requirement. This transporter wagon is suitable for most standard gauge wagons with a wheelbase not greater than 12 feet. The L&M regularly used six wheel milk tankers on these transporters and a kit for these, and many other wagons are available from GRS. Available for 45mm or 32mm gauges. Length 304mm, Width 103mm, Height 37mm.



**CMD352** *Transporter Wagon Kit*

## Narrow Gauge Freelance Rolling Stock

### Modular Coach Kits

Based on L&B modules these coaches offer enormous potential to the modeller who wishes to produce something different. Using the basic kit, one can produce a very acceptable four compartment coach



body quite easily. By purchasing extra parts such as guard's doors and duckets, one can then produce various guards type vehicles. Being modular in construction a whole variety of types of coaches can be constructed by the simple expedient of cutting and varying the position of the various modules. Various coach accessories, bogies and wheels are available

**SG1010** *Three Compartment Coach Body Kit, sides, ends, roof, floor and glazing*

**SG1008** *Five Compartment Coach Body Kit, sides, ends, roof, floor and glazing*

**SG1009** *Seven Compartment Coach Body Kit, sides, ends, roof, floor and glazing*

**SG1011** *Full Brake Body kit, sides, ends, roof, floor and glazing*

**G131** *Brass Axle Unit (Set of 2) 45mm gauge*

**G132** *Brass Axle Unit (set of 2) 32mm gauge*

Sample 4 Compartment Coach




### **Freelance W&L Open Balcony Coach kit**

Based on W&L modules this plastic kit contains injection moulding W&L coach side & end modules with all the bolection detail and tumblehome preformed (illustrated under W&L Coaches). The roof and trusses are vacuum formed and the floor is pre-cut for easy fitting. Glazing material, rubbing strips and underframe trusses are included together with plastic bogies and wheels (45mm gauge). Wheels can be re-gauged to 32mm if required. Couplings are not included. Length 385mm, Width 100mm, Height 157mm.

**SG1048** *Freelance Open Balcony Coach Kit*

**SG1053** *Freelance Balcony Brake Coach*



**Kit**

### **Freelance 1900's Modular Coach Kit**

Based upon 1900's stock these coach modules make up a body in a very similar way to the L&B modules. However, this time they incorporate a tumblehome and offer a choice of two compartment sides using two different modules. The kit includes ten of each module, four ends, glazing, floor material and two roof mouldings, 430mm long which can be cut to suit, to make two coaches.



**SG1049** *Freelance Coach Body Kit, First/Third*

**SG1050** *Freelance Brake Coach Body Kit*

**SG1051** *Guards Van Parts (Double Doors, Duckets, Plain Panels)*



## Stuart Coaches - Produced exclusively for GRS

Rugged & beautifully engineered, powder coated steel construction, glazed and fitted with seats, supplied ready to run with a choice of 32 or 45mm Stainless steel wheels in robust moulded bogies fitted with loop & hook couplings.

**A range of 28 coaches;** - SW104 VOR 3rd, SW105 VOR 3rd Guards



SW104



SW105

SW130 Ffestiniog 3rd, SW131 Ffestiniog 1st Brake



SW130



SW131

SW111 IOM #47, SW112 IOM #45



SW111



SW112

SW113 Ashover #4, SW123 Ashover #1



SW113



SW123

SW108 Talyllyn Saloon, SW109 Talyllyn Brk. Compo., SW110 Talyllyn Coach



SW108



SW109

SW127 Welsh Highland 3rd #2041



SW110



SW127



SW114 C&M #1, SW124 C&M #6 Brake



SW115M L&M 3rd (LMS livery), SW116M L&M Brake Compo. (LMS livery)



SW115P L&M 3rd (Primrose livery), SW116P L&M Brake Compo. (Primrose livery)



SW125 Festiniog Balcony Compo. #18, SW126 Festiniog Balcony Compo. #19



SW128 W&L Coach, SW129 W&L Brake



### NEW Twenties Era Darjeeling Coaches

SW132 1st Class Std. Coach  
SW133 2nd Class Std. Coach  
SW134 luggage 3rd/2nd Std.  
Coach





**NEW Modern Era  
Darjeeling Coaches**  
SWI35 'Talung'  
SWI36 'Chomolunga'  
SWI37 'Jopunu'



### **Slaters 32mm Gauge Driving Wheels**

Stainless Steel tyres with nylon filled plastic centres, self quartering onto square ended axles and using a countersunk hex-head screw to secure them in place. Extended axle types have the outside cranks fitted to the axle in a similar way, with a wheels an interference fit onto a machined shoulder.



Exclusive to GRS ; -

***SLD375A/B*** 37.5mm dia. 10 spoke,  
crankpin between spoke for inside frames, in  
45mm & 32mm Gauge

***SLD440A/B*** L&B type, 44mm dia. 8 spoke,  
for outside frames, in 45mm & 32mm Gauge



Other Slaters Driving, Bogie, and rolling stock wheels can be supplied to special order.

16816B 1'4" Disc Bogie Wheel

16817MR 1'5" Disc Driver (Simplex)

16818H 1'6" Disc Bogie Wheel

16820H 1'8" Disc Driver O/C (Quarry Hunslet)

16821T 1'9" Filled Spoke Trailing Wheel (Talylln)

16824FR 2'0" Spoke Driver (Fest. Small England)

16824H 2'0" Spoke Driver (WD Hunslet)

16828T 2'4" 'Filled' 8 spoke Driver (Talylln)

16832FR 2'8" 3 Hole Driver (Fest. Fairlie)



16817MR



16820H



16824FR



## Stocked range of Slaters 32mm Gauge, 16mm scale Wheels

### **SL1612DIN**

Dinorwic Quarry  
1'-0" wagon wheels;  
6 curly spokes



### **SL1612DUB**

Dinorwic Quarry  
1'-0" double flanged wagon  
wheels; 6 curly spokes;  
4 wheels on 4 stub axles



### **SL1618FRC**

Ffestiniog Railway  
1'-6" wagon wheels;  
6 curly spokes.

### **SL1615WD**

War Department  
1'-3" wagon wheels;  
7 curly spokes



### **SL1618FRD**

Ffestiniog Railway  
1'-6" wagon wheels;  
3 oval hole disc.



### **SL1618FRW**

Ffestiniog Railway  
1'-6" wagon wheels;  
6 web spokes



### **SL1620GVT**

Glyn Valley Tramway  
1'-8" wagon wheels;  
6 curly spokes.

### **SL1622GVT**

Glyn Valley Tramway  
1'-10" wagon wheels;  
7 curly spokes.



### **SL1623WE**

Welshpool & Llanfair  
1'-11" wagon wheels;  
6 hole disc.



### **SLG632** 45 Gauge, 30.5mm Dia. 10 Spoke

Designed to replace  
LGB wheels 67319.  
Stainless Steel Tyres  
and Nylon  
reinforced centres, 2  
axles per pack



## Steel wheels, hub insulated

CNC lathe turned wheels, in a choice of gauges, diameters, and journal size.

### 32mm Wheelsets

|       |                 |             |
|-------|-----------------|-------------|
| PG500 | 24.5mm Diameter | 2mm Journal |
| PG502 | 24.5mm Diameter | 3mm Journal |
| PG504 | 28.0mm Diameter | 3mm Journal |



**PG500**



**PG504**

### 45mm Wheelsets

|       |                 |             |
|-------|-----------------|-------------|
| PG600 | 28.0mm Diameter | 3mm Journal |
| PG604 | 24.5mm Diameter | 3mm Journal |
| PG606 | 24.5mm Diameter | 2mm Journal |
| PG610 | 30.5mm Diameter | 3mm Journal |



**PG604**



**PG610**

## WATERSLIDE TRANSFERS LIST

### LETTER & NUMBER SETS

- LB001** 25mm White SS Lettering
- LB002** 25mm White SS Numerals
- LB003** 18mm White SS Lettering & Numerals
- LB004** 12mm White SS Lettering & Numerals
- LB005** 8mm White SS Lettering & Numerals
- LB006** 25mm White GW Style Lettering
- LB007** 25mm White GW Style Numerals
- LB008** 18mm White GW Style Lettering
- LB009** 18mm White GW Style Numerals
- LB010** 12mm White GW Style Lettering & Numerals
- LB011** 8mm White GW Style Lettering & Numerals

### NARROW GAUGE

- NB001** C&MLR Crest
- NB002** Festiniog Railway Crest
- NB003** FR & WHR Crest
- NB004** Vale of Rheidol Crest
- NB005** Lynton & Barnstaple Crest
- NB006** Tallylyn Crest
- NB007** W&LLR Crest
- NB008** Garter Belt Coach Numbers
- NB100** L&B (Southern) with No.761
- NB100A** L&B (Southern) with No.760
- NB101** L&B (Southern) Lyn
- NB102** C&MLR ARGYLL
- NB103** C&MLR ATLANTIC
- NB200** L&MVL R Crest & Coach Nos.
- NB201** C&MLR Coaches
- NB202** L&B Coach Set
- NB202AN** L&B Style Alpha-Numeric Set
- NB203** W&LLR 1909-1923 (Cambrian)

|                |   |
|----------------|---|
| <b>NB203AN</b> | <i>W&amp;LLR Cambrian Style Alpha-Numeric Set</i> |
| <b>NB204</b>   | <i>W&amp;LLR 1923-1931 (GWR)</i>                  |
| <b>NB204AN</b> | <i>W&amp;LLR GWR Style Alpha-Numeric Set</i>      |
| <b>NB205</b>   | <i>VOR Cambrian / GWR Coach</i>                   |
| <b>NB206</b>   | <i>2008 Welsh Highland Railway Coach Set</i>      |
| <b>NB300</b>   | <i>W&amp;LLR Goods Set</i>                        |
| <b>NB301</b>   | <i>W&amp;LLR Goods Set (GWR)</i>                  |
| <b>NB322</b>   | <i>L&amp;B Freight Stock</i>                      |
| <b>NB500</b>   | <i>W&amp;LLR Peate P O Wagon</i>                  |

#### MISCELLANEOUS

|                 |  |
|-----------------|--|
| <b>XB002</b>    | <i>Post Box Time Plates</i>                          |
| <b>XB003</b>    | <i>AA Box Numbers</i>                                |
| <b>XB004</b>    | <i>Platform Machines</i>                             |
| <b>XB005B</b>   | <i>0.5mm, 1.0mm &amp; 1.5mm Lines - Black</i>        |
| <b>XB005G</b>   | <i>0.5mm, 1.0mm &amp; 1.5mm Lines - Gold</i>         |
| <b>XB005W</b>   | <i>0.5mm, 1.0mm &amp; 1.5mm Lines - White</i>        |
| <b>XB005R</b>   | <i>0.5mm, 1.0mm &amp; 1.5mm Lines - Red</i>          |
| <b>XB005Y</b>   | <i>0.5mm, 1.0mm &amp; 1.5mm Lines - Yellow</i>       |
| <b>XB005O</b>   | <i>0.5mm, 1.0mm &amp; 1.5mm Lines - Orange</i>       |
| <b>XB006OBO</b> | <i>0.5mm/1.0mm/0.5mm Lines - Orange/Black/Orange</i> |
| <b>XB007BG</b>  | <i>0.5mm/1.0mm Lines - Black/Gold</i>                |
| <b>XB007BW</b>  | <i>0.5mm/1.0mm Lines - Black/White</i>               |
| <b>XB007BR</b>  | <i>0.5mm/1.0mm Lines - Black/Red</i>                 |
| <b>XB007BY</b>  | <i>0.5mm/1.0mm Lines - Black/Yellow</i>              |
| <b>XB007BO</b>  | <i>0.5mm/1.0mm Lines - Black/Orange</i>              |

*All information correct at the time of publication, E.&O.E*

#### **Pricing Guide**

Please see [grsuk.com](http://grsuk.com) or ring GRS on 01844-345158 for the latest prices on all GRS stock. The items covered by this Catalogue had the following price ranges as of January 2015.

Loco kits £98 - £875, Coach kits £31.28 - £146.05, Freight kits £44.88 - £90.71, Stuart Coaches £249.00 each or £950.00 for a set of 4.